


These activities and ideas are based around the book





“The Princess and the Wizard” by Julia Donaldson.


All activities could be done without the books.

Starting with a Story



Other stories to support learning.






Days of the week!
The wizard has a challenge for the princess every day!
Can you give yourself 7 challenges?



Talking Together




Some of the challenges the wizard sets seem impossible!

Make a list of your seven challenges and tick off as you complete them day by day! This could be a rainbow challenge!

Each day could be a colour like the princess! Could some of the challenges help your grown ups?

Could it be a way to be kind every day?





Wizard counting!

The wizard loves counting when he waits for the princess to hide looking in his spell book!

Make your own special wizard counting book!

What different compositions of numbers will you make?



Talking Together




Make your special magic counting book by folding some paper to make a book shape or folding back to back to make a flip flap book.

Will it have a special cover?

On the top of each page write your numbers in order or take photos of numbers you see and stick them in!

Draw or stick in photographs of objects you have collected for the number of that page.

What will you collect? Talk about the different combinations you have put together to make that number.



Statues!

The Wizard turns the party guests to stone. Can you stand as still as a statue?

Talking Together

Put on some music and have a dance! Get someone else in your house to stop the music when you are not looking.

Freeze still like a stone statue!

Can you do it ? How long can you freeze for?

Who is the best statue in your house?



Learning through Play

A helping hand to where our activities link in our schemes and the EYFS.

Reception - Notes and guidance

Summer Progression

Addition and Subtraction Change



Adding more



Taking away

Number and Place Value Numbers to 20



Counting to 20

Development matters 40-60

Uses the language of 'more' and 'fewer' to compare two sets of objects.

Says the number that is one more than a given number.

In practical activities and discussion, beginning to use the vocabulary involved in adding and subtracting.

Records, using marks that they can interpret and explain.

Begins to identify own mathematical problems based on own interests and fascinations.

Early Learning Goal

Children count reliably with numbers from one to 20, place them in order and say which number is one more or one less than a given number.

Using quantities and objects, they add and subtract two single-digit numbers and count on or back to find the answer.

They solve problems, including doubling, halving and sharing