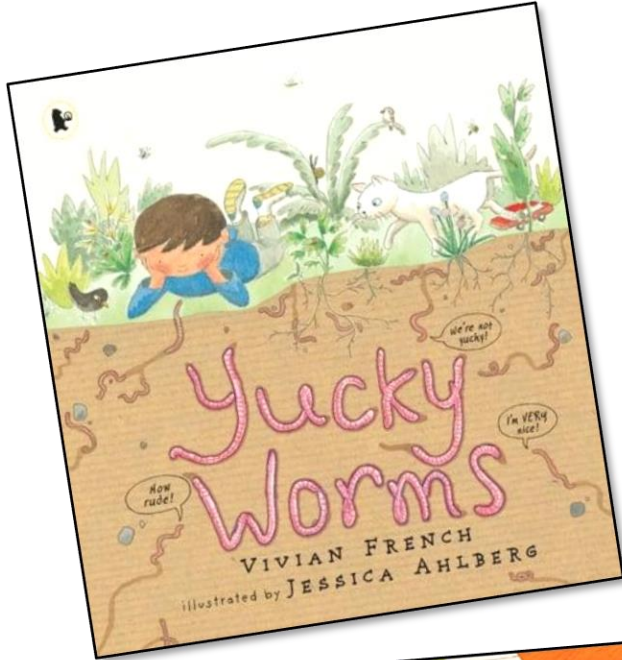






These activities and ideas are based around the book "Superworm" By Julia Donaldson.

All activities could be done without the book!



Other stories to support our Super activities.





Exploring Length

Get together your own collection of worms and see if you can cut them to different lengths. Talk about the lengths and even measure with a ruler or tape measure.



Talking Together



Of course we are not going to cut real worms!

Grown ups cook some spaghetti until almost cooked and then rinse under cold water. You can add food colouring to make them any colour you want if you want fancy worms!


You now have ready made worms to cut.

(You can use string, dough or wool if you don't have spaghetti.)

Can you order them in length?

What is your longest worm as long as in your house?

What is your shortest worm as long as?




Worm Race

A game to make the longest worm!

Talking Together

You will need two people and some long wool/thread or string.

Cut your string into worm sized pieces (not too short)



Hide worms around the house.

The game 3 2 1 go




Set off hunting for bits of worm and come back to the same place. Tie your pieces together.

The winner is the person with the longest worm!

To make it harder use 2 colours of string and you have to find your own colour.

If you struggle to tie knots use some sticky tape!



Singing time!

We know a song describing worms!

A fun way to remember the terms of length and size and ordinal numbers!

Starting with a Story


Yucky worms!

Nobody likes me,
Everybody hates me,
I think I'm going to go and eat worms!

Long, thin, slimy ones,
Short, fat, juicy ones,
Itsy, bitsy, fuzzy, wuzzy worms.

Down goes the first one,
Down goes the second one,
Oh how they wiggle and squirm.

Up comes the first one,
Up comes the second one,
Oh how they wiggle and squirm.



Learning through Play

A helping hand to where our activities link in our schemes and the EYFS.

Reception - Notes and guidance

Summer Progression

Measurement

Measure



Length, height and distance

Development matters -Shape space and Measure 40-60

Can describe their relative position such as '*behind*' or '*next to*'.

Orders two or three items by length or height.

Orders and sequences familiar events.

Measures short periods of time in simple ways.

Early Learning Goal -Shape Space and Measure

Children use everyday language to talk about size, weight, capacity, position, distance, time and money to compare quantities and objects and to solve problems. They recognise, create and describe patterns.

They explore characteristics of everyday objects and shapes and use mathematical language to describe them.