


These activities and ideas are based around the books "The Night Pirates" by Peter Harris & Deborah Allwright and "Troll" by Julia Donaldson & David Roberts

All activities could be done without the books!




Starting with a Story


Reception



Other linked stories to read and enjoy.

All our activities can be used with these books too!





Telescopes

An essential piece of kit for a pirate is a telescope! Think about how you are going to design yours so we can go on lots of pirate adventures.

Talking Together

Take a kitchen roll (or loo roll) to use as a telescope.



Alternatively use paper or card, possibly from a cereal box, and roll up to make a tube. Talk about how to make patterns looking at colour and shape. To make this more piratey use your skills in pattern to make an AB pattern.


(Remember grown ups you need to repeat this 3 times to consolidate the learning.)



Or if you are feeling adventurous create a new pattern!



This could be with paints or with tape you have around the house.



Sleeping Pirates

“The Night Pirates”
are quiet as mice and stealthy as shadows and the rough, tough pirates are caught fast asleep.
“Troll” falls asleep in the chest when he makes a trap for a goat.
We need to practise sleeping like pirates!

Talking Together

Play the game. Pick someone in your house to be the judge. How long can you pretend to be asleep without moving. Can you time this with a phone or put on some music? Can you stay still for the whole song?

